



District Report Card: 2017


State: Jharkhand	District: Pakaur
Class: 3	Subject: Language
Schools: 61	Students: 1187


Participation/Coverage


Students

GENDER 	Boys		Girls	
	Number	%	Number	%
	571	48.10	616	51.90

AREA 	Rural		Urban	
	Number	%	Number	%
	1141	96.12	46	3.88

CATEGORY 	SC		ST		OBC		GEN	
	Number	%	Number	%	Number	%	Number	%
	29	2.44	388	32.69	760	64.03	10	0.84

CWSN 	LD	VI	HI	S&LD	ID	Oth
	2	1	0	1	1	7

Management 	Government		Government-aided	
	Number	%	Number	%
	1040	87.62	147	12.38

Average Performance of Students in Language (%)

Overall	Gender		Area		Management		Social Group			
	Male	Female	Rural	Urban	Govt.	Aided	SC	ST	OBC	GEN
72.75	72.73	72.78	72.54	77.97	72.15	77.01	67.13	71.12	73.93	63.33

Performance on Learning Outcomes (LOs)

Learning Outcomes	Description	Average Performance(%)
L304	Reads small texts with comprehension i.e., identifies main ideas, details, sequence and draws conclusions	74.44
L312	Reads printed scripts on the classroom walls: poems, posters, charts etc.	69.39

Range of Performance of Students who Answered Correctly							
Below 30%		30% - 50%		50% - 75%		Above 75%	
Number	%	Number	%	Number	%	Number	%
49	4.13	160	13.48	370	31.17	608	51.22

Lowest Performing Learning Outcomes (LOs)

1 - Reads printed scripts on the classroom walls: poems, posters, charts etc. (69.39)

2 - Reads small texts with comprehension i.e., identifies main ideas, details, sequence and draws conclusions (74.44)